

# Closing the Gaps

## School Quality



### Step 1

#### Identify Students as Members of Student Groups



All Students




African American  
American Indian  
Asian  
Hispanic  
Pacific Islander  
White  
Two or More Races  
High Focus\*

\*High Focus includes students who are Economically Disadvantaged, Emergent Bilingual/English Learner, Current Special Education, and/or Highly Mobile



### Step 2

#### Reference Current, Interim, and Long-Term Performance Targets for Each Student Group in School Quality

	School Quality
Current Target	
Interim Target	
Long-Term Target	



### Step 3

#### Determine the Points Earned by Each Student Group Based on Targets

There are four student groups measured: All Students, High Focus, and the two lowest performing racial/ethnic student groups from the previous school year. Each group can earn 0-4 points.

Points	Student Outcome
4	Met long-term target (2037-38)
3	Met interim target (2022-23 through 2026-27)
2	Did not meet interim target but showed expected growth toward next interim target
1	Did not meet interim target but showed minimal growth
0	Did not meet interim target and did not show minimal growth



### Step 4

#### Calculate the School Quality Score by Determining the Percentage of Points Earned out of the Total Points Possible

<i>Points Earned</i>
13
<hr/>
<i>Points Possible</i>
16

