

Closing the Gaps

Growth Status



Step 1

Identify Students as Members of Student Groups









- All Students
- African American
- American Indian
- Asian
- Hispanic
- Pacific Islander
- White
- Two or More Races
- High Focus*
- *High Focus includes students who are Economically Disadvantaged, Emergent Bilingual/English Learner, Current Special Education, and/or Highly Mobile



Step 2

Reference Current, Interim, and Long-Term Performance Targets for Each Student Group in Growth Status

	Growth Status Math	Growth Status RLA
Current Target		
Interim Target		
Long-Term Target		



Step 3

Determine the Points Earned by Each Student Group Based on Targets

There are four student groups measured: All Students, High Focus, and the two lowest performing racial/ethnic student groups from the previous school year. Each group can earn 0-4 points.

Points	Student Outcome
4	Met long-term target (2037-38)
3	Met interim target (2022-23 through 2026-27)
2	Did not meet interim target but showed expected growth toward next interim target
1	Did not meet interim target but showed minimal growth
0	Did not meet interim target and did not show minimal growth



Step 4

Calculate the Growth Status Score by Determining the Percentage of Points Earned Out of the Total Points Possible

<i>Points Earned</i>
25
<hr/>
<i>Points Possible</i>
32

